Year 3– Skeleton (Biology)

Factual Knowledge

- The human skeleton is made up of lots of different bones.
- An adult human typically has 206 bones that make up the skeleton.
- The skull, spine (backbone), ribcage, pelvis and femur are bones within the skeleton.
- Bones have specific functions. The skull protects the brain. The femur helps humans to stand and move. The pelvis helps to support the spine. The spine helps humans to twist and stay upright. The ribcage protects the heart and lungs.
- Mammals, birds, fish, amphibians and reptiles have a skeleton.
- Animal skeletons are made up of lots of different bones.
- Some animals have a spine and some animals do not have a spine.
- Some animals have an exoskeleton. An exoskeleton provides support and protection.
- Animals have different skeletons.
- All mammals, birds, fish, reptiles and amphibians have a spine.
- Some animals do not have a spine.
- Skeletons provide support and protection and allow movement.

Important vocabulary I will know

skeleton		a collection of bones that provides protection and supports movement
skull		the bones in the head that protect the brain
ribcage	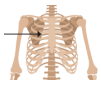	curved bones in the chest that protect the heart and lungs
spine	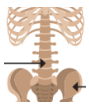	a group of small bones in the back that support movement
pelvis	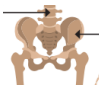	a rounded "bowl-like" set of bones that connects the spine to the legs
femur		a long bone in the upper leg that supports movement
exoskeleton		a type of skeleton on the outside of an animal's body that provides support and protection
antennae		organs on an insect's head, used for touch and smell

Scientific Enquiry– Identifying, grouping and classifying

Enquiry question: How can animals be sorted and grouped based on their skeletons?

Working Scientifically

- Gather, record and classify data
- Ask questions
- Present findings

